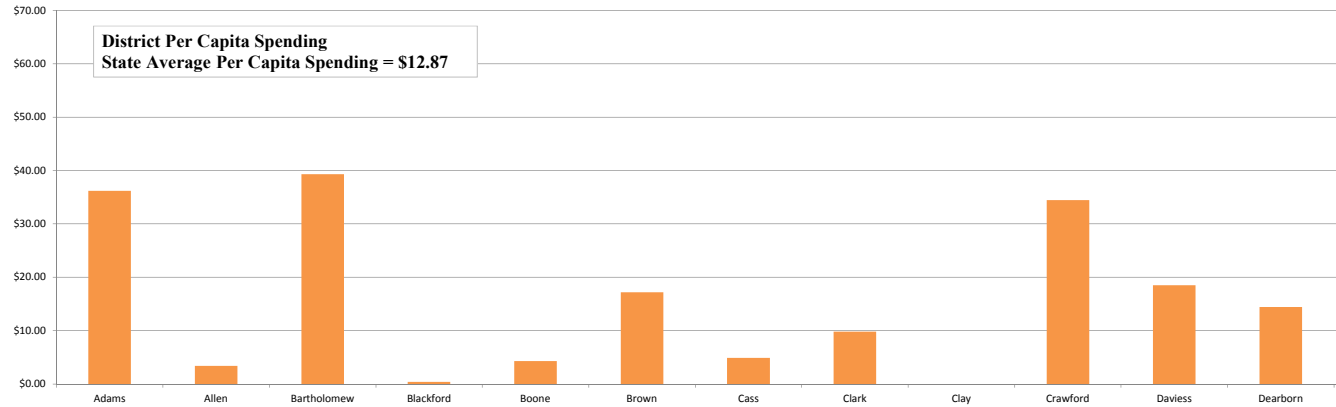
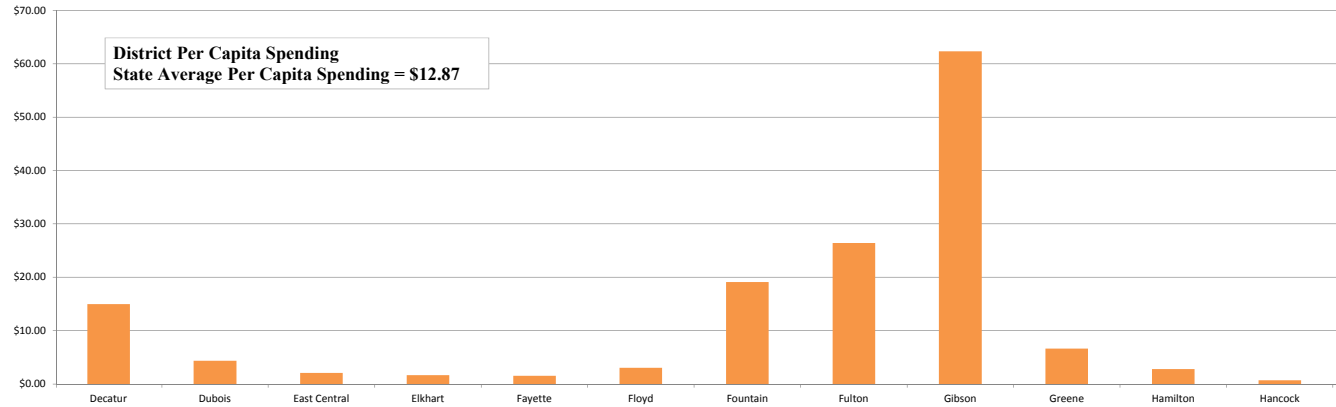


Indiana Solid Waste Management Districts Programmatic Per Capita Spending Data - 2014



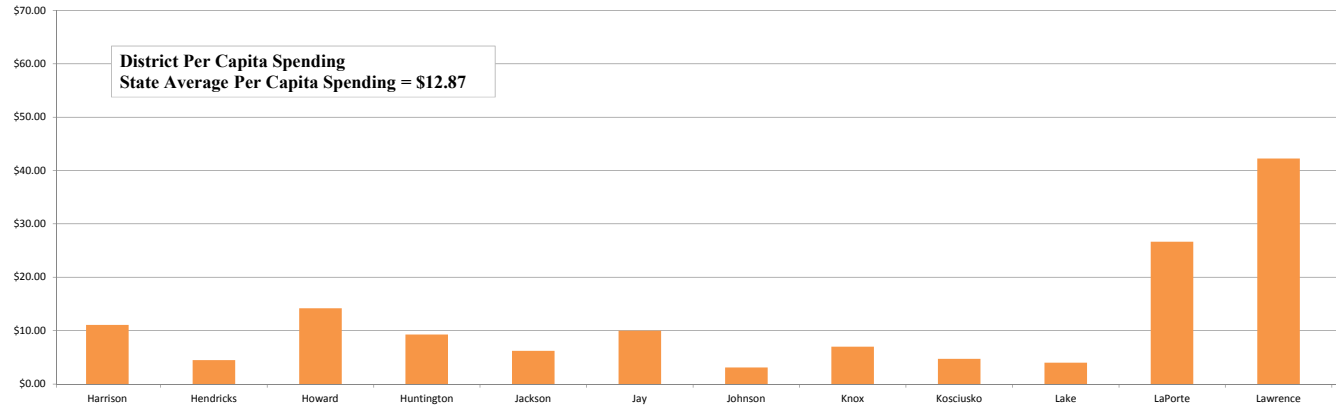
Solid Waste Management District	Adams County	Allen County	Bartholomew County	Blackford County	Boone County	Brown County	Cass County	Clark County	Clay County	Crawford County	Daviess County	Dearborn County
Counties Served												
Contact	Hank Mayer	Tony Burrus	Heather Siesel	Judy Confer	Jennifer Lawrence	Phil Stephens	Sacha Teague	Luke Etheridge	No Active District	Tina Bowman	Lee Spaulding	Mindy Smith
2014 Revenue	\$1,851,685	\$1,211,998	\$3,072,769	\$4,579	\$221,920	\$246,570	\$206,162	\$1,262,276	\$0	\$359,796	\$1,129,619	\$904,684
District Population (2013 Census)	34,614	363,014	79,587	12,481	60,477	15,023	38,463	112,938	26,803	10,621	32,407	49,904
2014 Actual Spent	\$1,253,154	\$1,245,211	\$3,126,261	\$5,026	\$261,220	\$258,618	\$189,416	\$1,110,621	\$0	\$365,959	\$600,307	\$720,997
Per Capita Spending (2014 Actual Spent / Population)	\$36.20	\$3.43	\$39.28	\$0.40	\$4.32	\$17.21	\$4.92	\$9.83	\$0.00	\$34.46	\$18.52	\$14.45
Programs - offered Directly by the District												
Facilities												
Landfill (Active & Closed)	X - Closed		X - 2 Active & 1 - Closed								X	
Transfer Station	X		X									
Recyclable Processing Facility/MRF	X	X	X			X		X				X
Permanent HHW Facility	X		X					X		X		X
Recycling Drop Off	X	X	X		X	X	X	X		X	X	X
Compost Processing Facility		X	X									
Yard Waste/Christmas Tree Reuse Center	X	X	X			X	X					X
Services												
Tox Away Events		X	X	X	X	X	X					
Electronics Collection	X	X	X	X	X	X	X	X			X	X
Tire Collection	X	X	X	X	X	X	X	X			X	X
Sharps Collection	X				X							
Medicine Collection		X		X	X	X	X					
Trash Collection and/or Disposal	X		X			X				X	X	
Special Event Trash Collection	X		X									
Bulky Items/White Goods Collection	X		X			X				X		X
Curbside Recycling			X					X				
Green Business Services	X	X	X			X		X		X		X
Disaster Debris Collection	X	X	X		X	X	X	X		X	X	X
Roadside/Water Clean-up	X		X		X	X				X		X
Animal Carcass Recycling	X					X						
Construction/Demolition Collection	X		X							X	X	
Document Destruction	X					X						X
Latex Paint Remixing												
Community Grant Program		X			X							
Recycling Bin Loaner Program			X		X	X				X		X
Special Collection					X	X				X		X
Environmental Compliance Program	X	X	X		X	X				X	X	X
Outreach												
School Education	X	X	X		X	X	X	X		X	X	X
Public Education	X	X	X	X	X	X	X	X		X	X	X
Advertising/Promotions	X	X	X		X	X	X			X	X	X
Scholarships					X							

Indiana Solid Waste Management Districts Programmatic Per Capita Spending Data - 2014



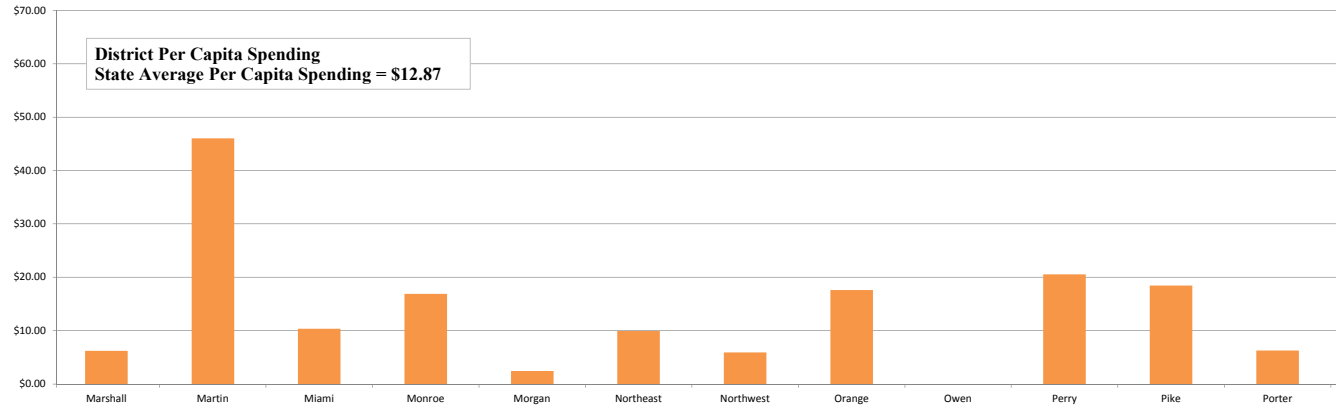
Solid Waste Management District	Decatur	Dubois	East Central	Elkhart	Fayette	Floyd	Fountain	Fulton	Gibson	Greene	Hamilton	Hancock
	County	County	Delaware/ Grant/Madison	County	County	County	County	County	County	County	County	County
Counties Served												
Contact	Brittani Saunders	Carla Striegel-Winner	Kyle Schrink	Tim Neese	Tom Creech	Mary Lou Byerley	Paul Goins	Stacy Hart	Mike Stillwell	Hal Harp	Jeff Rushforth	Roy Ballard
2014 Revenue	\$471,558	\$116,409	\$657,403	\$556,743	\$42,000	\$200,201	\$248,291	\$585,702	\$2,165,169	\$364,316	\$954,430	\$54,341
District Population (2013 Census)	26,277	42,361	317,092	200,563	23,861	76,244	16,880	20,449	33,612	32,781	296,693	71,575
2014 Actual Spent	\$392,848	\$185,006	\$660,866	\$330,611	\$37,159	\$233,934	\$322,905	\$540,469	\$2,093,991	\$218,494	\$829,225	\$51,286
Per Capita Spending (2014 Actual Spent / Population)	\$14.95	\$4.37	\$2.08	\$1.65	\$1.56	\$3.07	\$19.13	\$26.43	\$62.30	\$6.67	\$2.79	\$0.72
Programs - offered Directly by the District												
Facilities												
Landfill (Active & Closed)												
Transfer Station					X							
Recyclable Processing Facility/MRF							X	X				
Permanent HHW Facility		X	X - 3			X	X	X		X	X	
Recycling Drop Off	X	X	X	X		X	X	X			X	
Compost Processing Facility			X				X					
Yard Waste/Christmas Tree	X		X			X	X		X			
Reuse Center			X				X	X			X	
Services												
Tox Away Events	X			X					X			X
Electronics Collection	X	X	X	X		X	X	X	X	X	X	X
Tire Collection	X	X	X				X	X	X	X	X	X
Sharps Collection	X			X				X	X		X	
Medicine Collection	X	X		X		X						X
Trash Collection and/or Disposal									X			
Special Event Trash Collection		X								X		
Bulky Items/White Goods Collection	X	X	X				X	X				
Curbside Recycling	X							X				
Green Business Services	X	X		X		X		X				
Disaster Debris Collection	X	X	X	X	X	X		X	X	X	X	
Roadside/Water Clean-up		X				X		X	X	X		
Animal Carcass Recycling								X				
Construction/Demolition Collection												
Document Destruction	X											
Latex Paint Remixing												
Community Grant Program			X									
Recycling Bin Loaner Program	X	X	X				X	X				
Special Collection	X	X	X			X		X				
Environmental Compliance Program	X	X	X			X						
Outreach												
School Education	X	X	X	X		X	X	X	X		X	X
Public Education	X	X	X	X	X	X	X	X	X	X	X	X
Advertising/Promotions	X	X	X	X			X	X	X		X	X
Scholarships	X					X						

Indiana Solid Waste Management Districts Programmatic Per Capita Spending Data - 2014



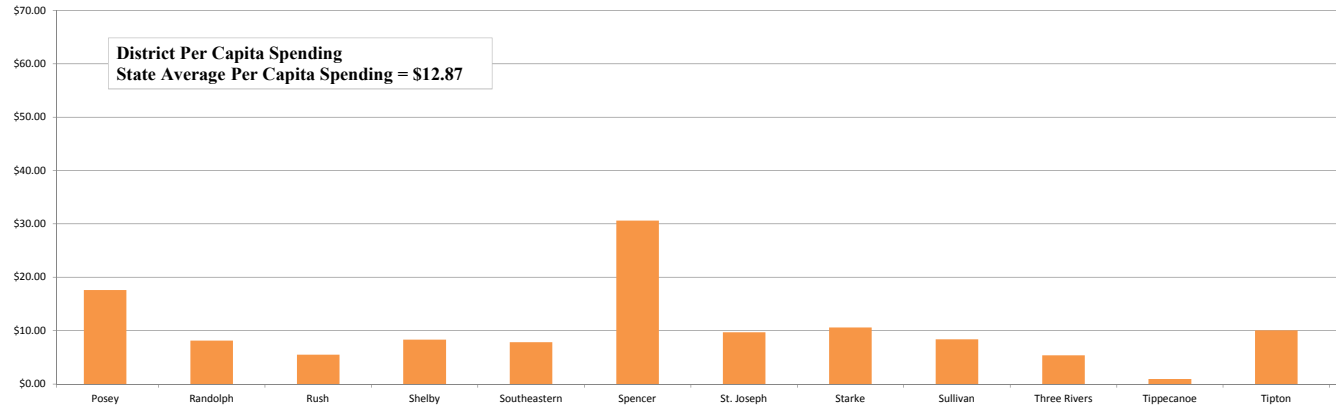
Solid Waste Management District	Harrison County	Hendricks County	Howard County	Huntington County	Jackson County	Jay County	Johnson County	Knox County	Kosciusko County	Lake County	LaPorte County	Lawrence County
Counties Served												
Contact	Bret Bierly	Lenn Detwiler	Mikki Jeffers	Michael Zahm	Debbie Hackman	Ronyelle Edwards	Jessie Biggerman	Tracy Clinkenbeard	Shelly Heckert	John Minear	Clay Turner	Ron Walker
2014 Revenue	\$408,581	\$908,729	\$979,378	\$326,757	\$299,332	\$308,620	\$465,795	\$270,617	\$408,367	\$4,909,179	\$5,754,170	\$1,994,929
District Population (2013 Census)	39,163	153,879	82,760	36,791	43,466	21,330	145,535	37,954	77,963	490,456	111,281	45,844
2014 Actual Spent	\$432,828	\$695,091	\$1,173,436	\$341,709	\$270,737	\$213,368	\$449,892	\$265,766	\$367,419	\$1,975,575	\$2,965,129	\$1,937,771
Per Capita Spending (2014 Actual Spent / Population)	\$11.05	\$4.52	\$14.18	\$9.29	\$6.23	\$10.00	\$3.09	\$7.00	\$4.71	\$4.03	\$26.65	\$42.27
Programs - offered Directly by the District												
Facilities												
Landfill (Active & Closed)												
Transfer Station												X
Recyclable Processing Facility/MRF	X											X
Permanent HHW Facility	X		X	X	X	X	X	X	X			X
Recycling Drop Off	X	X	X	X	X	X	X	X	X	X	X	X
Compost Processing Facility			X		X					X	X	X
Yard Waste/Christmas Tree		X	X		X			X		X	X	X
Reuse Center				X	X	X	X	X	X	X		X
Services												
Tox Away Events		X			X	X	X				X	X
Electronics Collection	X	X	X	X	X	X	X	X	X	X	X	
Tire Collection	X	X	X	X	X	X	X	X	X	X	X	X
Sharps Collection		X	X	X	X	X		X	X	X	X	
Medicine Collection		X	X	X	X	X	X	X		X	X	
Trash Collection and/or Disposal												X
Special Event Trash Collection												
Bulky Items/White Goods Collection		X			X	X				X	X	X
Curbside Recycling						X				X	X	X
Green Business Services	X		X			X	X		X	X	X	X
Disaster Debris Collection	X	X	X	X	X	X	X	X	X	X	X	X
Roadside/Water Clean-up	X			X			X		X		X	X
Animal Carcass Recycling												
Construction/Demolition Collection	X											X
Document Destruction			X		X	X	X	X	X	X	X	
Latex Paint Remixing			X							X		
Community Grant Program		X						X		X		
Recycling Bin Loaner Program		X	X	X	X		X	X	X	X	X	X
Special Collection	X	X	X	X	X	X	X	X	X	X	X	X
Environmental Compliance Program	X	X		X	X	X	X	X	X	X	X	X
Outreach												
School Education	X	X	X	X	X	X	X	X	X	X	X	X
Public Education	X	X	X	X	X	X	X	X	X	X	X	X
Advertising/Promotions	X	X	X	X	X	X	X	X	X	X	X	X
Scholarships					X						X	

Indiana Solid Waste Management Districts Programmatic Per Capita Spending Data - 2014



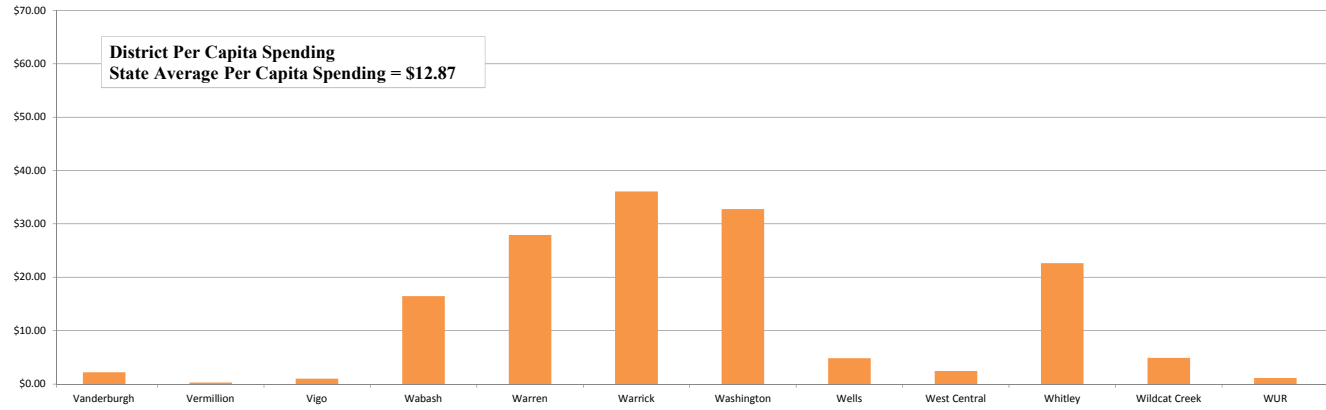
Solid Waste Management District	Marshall	Martin	Miami	Monroe	Morgan	Northeast	Northwest	Orange	Owen	Perry	Pike	Porter
	County	County	County	County	County	DeKalb/LaGrange Noble/Steuben	Benton/Carroll Jasper/Newton Pulaski/White	County	County	County	County	County
Counties Served												
Contact	Marianne Peters	Laura Albertson	Samantha Ward	Larry Barker	Leonard Huffman	Steve Christman	Carol Stradling	John Noblitt	No Active District	Ken Smith	Cinda Abbott Knight	Theresa Davis
2014 Revenue	\$332,495	\$499,276	\$546,921	\$2,466,215	\$105,816	\$572,580	\$1,556,982	\$403,566	\$0	\$378,086	\$271,763	\$1,076,066
District Population (2013 Census)	47,109	10,160	36,140	141,888	69,782	162,231	113,802	19,773	21,201	19,558	12,683	166,557
2014 Actual Spent	\$294,500	\$467,684	\$374,056	\$2,396,653	\$171,776	\$1,611,306	\$675,869	\$348,156	\$0	\$402,254	\$233,907	\$1,045,151
Per Capita Spending (2014 Actual Spent / Population)	\$6.25	\$46.03	\$10.35	\$16.89	\$2.46	\$9.93	\$5.94	\$17.61	\$0.00	\$20.57	\$18.44	\$6.28
Programs - offered Directly by the District												
Facilities												
Landfill (Active & Closed)				X - Closed								
Transfer Station												
Recyclable Processing Facility/MRF	X	X		In Process						X		
Permanent HHW Facility	X	X	X	X		X				X		
Recycling Drop Off	X	X	X	X	X	X	X	X		X	X	X
Compost Processing Facility						X						X
Yard Waste/Christmas Tree	X	X		X		X					X	X
Reuse Center	X	X		X				X			X	
Services												
Tox Away Events					X		X				X	X
Electronics Collection	X	X	X	X	X	X	X	X		X	X	X
Tire Collection	X	X	X	X	X	X	X	X		X	X	X
Sharps Collection	X	X	X	X	X	X	X				X	X
Medicine Collection	X	X	X	X	X		X			X	X	X
Trash Collection and/or Disposal		X		X		X				X	X	
Special Event Trash Collection			X									
Bulky Items/White Goods Collection	X	X	X	X	X	X	X	X		X	X	X
Curbside Recycling							X			X		
Green Business Services	X	X		X			X			X		
Disaster Debris Collection	X	X	X	X	X	X				X	X	X
Roadside/Water Clean-up	X	X		X						X	X	X
Animal Carcass Recycling											X	
Construction/Demolition Collection		X				X					X	
Document Destruction	X	X			X						X	
Latex Paint Remixing	X											
Community Grant Program				X								
Recycling Bin Loaner Program	X	X		X	X	X	X			X	X	X
Special Collection	X	X	X	X		X	X					X
Environmental Compliance Program	X	X	X	X	X	X	X			X	X	X
Outreach												
School Education	X	X	X	X	X	X	X	X		X	X	X
Public Education	X	X	X	X	X	X	X			X	X	X
Advertising/Promotions	X	X	X	X	X	X	X			X	X	X
Scholarships												

Indiana Solid Waste Management Districts Programmatic Per Capita Spending Data - 2014



Solid Waste Management District	Posey	Randolph	Rush	Shelby	Southeastern	Spencer	St. Joseph	Starke	Sullivan	Three Rivers	Tippecanoe	Tipton
	County	County	County	County	Franklin/Jefferson Jennings/Ohio/Ripley Scott/Switzerland	County	County	County	County	Henry	County	County
Counties Served												
Contact	Patricia Bunner Colbert	Shanda Solomon	Carole Yeend	Lisa Carpenter	Aaron Bell	Debbie Steinkamp	Randy Przybyz	Carrie Trent- Kuchel	Carrie Green	JoAnne McCorkle	Vanessa Rainwater	Beth Hirtzel
2014 Revenue	\$603,466	\$236,523	\$116,464	\$326,640	\$742,309	\$785,649	\$2,488,582	\$292,696	\$215,105	\$242,830	\$212,168	\$200,556
District Population (2013 Census)	25,486	25,627	17,004	44,729	152,561	20,994	266,709	23,197	21,223	49,044	180,174	15,650
2014 Actual Spent	\$448,669	\$208,476	\$94,014	\$371,248	\$1,198,943	\$642,899	\$2,588,153	\$245,674	\$177,591	\$263,741	\$175,543	\$157,613
Per Capita Spending (2014 Actual Spent / Population)	\$17.60	\$8.14	\$5.53	\$8.30	\$7.86	\$30.62	\$9.70	\$10.59	\$8.37	\$5.38	\$0.97	\$10.07
Programs - offered <u>Directly</u> by the District												
Facilities												
Landfill (Active & Closed)												
Transfer Station											X	
Recyclable Processing Facility/MRF	X				X	X			X			
Permanent HHW Facility	X	X	X	X	X	X	X		X		X	X
Recycling Drop Off	X	X	X	X	X	X		X	X	X	X	X
Compost Processing Facility												X
Yard Waste/Christmas Tree	X			X		X					X	X
Reuse Center	X				X					X		
Services												
Tox Away Events					X			X		X	X	X
Electronics Collection	X	X	X	X	X	X	X	X	X	X	X	X
Tire Collection	X	X	X	X	X	X	X	X		X		X
Sharps Collection				X	X	X		X		X		X
Medicine Collection			X	X	X	X		X	X			X
Trash Collection and/or Disposal						X						
Special Event Trash Collection				X							X	
Bulky Items/White Goods Collection	X	X	X	X	X	X		X		X		X
Curbside Recycling	X				X		X	X				X
Green Business Services	X	X			X	X			X	X		X
Disaster Debris Collection	X	X	X	X	X	X	X	X		X	X	X
Roadside/Water Clean-up	X			X	X	X		X				
Animal Carcass Recycling												
Construction/Demolition Collection												
Document Destruction		X		X			X	X		X		X
Latex Paint Remixing												
Community Grant Program		X			X							X
Recycling Bin Loaner Program	X	X	X	X	X	X	X	X	X	X		X
Special Collection	X	X	X	X	X	X	X	X	X	X		X
Environmental Compliance Program		X	X	X	X	X	X	X	X	X	X	X
Outreach												
School Education	X	X	X	X	X	X	X	X	X	X	X	X
Public Education	X	X	X	X	X	X	X	X	X	X	X	X
Advertising/Promotions	X	X	X	X	X	X	X	X	X	X	X	X
Scholarships		X			X							

Indiana Solid Waste Management Districts Programmatic Per Capita Spending Data - 2014



Solid Waste Management District	Vanderburgh	Vermillion	Vigo	Wabash	Warren	Warrick	Washington	Wells	West Central	Whitley	Wildcat Creek	WUR
	County	County	County	County	County	County	County	County	Montgomery Parke/Putnam	County	Clinton	Wayne/Union
Counties Served												
Contact	Joe Ballard		Kathy Kinney	Jen Rankin	Kathy Poole	Scott Anslinger	Tammy Elliott	Mike Miller	Jane Collisi	Jorell Tucker	Joel Freeman	LizAnne Holeva
2014 Revenue	\$904,619	\$7,255	\$344,220	\$605,955	\$211,470	\$1,356,874	\$1,023,503	\$148,869	\$179,631	\$808,501	\$190,743	\$98,803
District Population (2013 Census)	181,398	15,878	108,291	32,358	8,415	61,049	27,780	27,814	92,884	33,294	32,916	75,170
2014 Actual Spent	\$397,731	\$4,854	\$109,735	\$533,614	\$234,733	\$2,202,578	\$909,922	\$134,797	\$228,949	\$754,830	\$161,436	\$85,977
Per Capita Spending (2014 Actual Spent / Population)	\$2.19	\$0.31	\$1.01	\$16.49	\$27.89	\$36.08	\$32.75	\$4.85	\$2.46	\$22.67	\$4.90	\$1.14
Programs - offered Directly by the District												
Facilities												
Landfill (Active & Closed)						X - Closed	X					
Transfer Station						X						
Recyclable Processing Facility/MRF						X	X	X				
Permanent HHW Facility				X	X					X	X	
Recycling Drop Off	X			X	X	X	X	X	X	X	X	X
Compost Processing Facility						X	X					
Yard Waste/Christmas Tree Reuse Center			X	X	X	X	X		X	X	X	
Services												
Tox Away Events	X		X	X	X	X		X	X			
Electronics Collection	X		X	X	X	X		X	X	X	X	
Tire Collection	X	X		X	X	X	X		X	X		
Sharps Collection				X		X			X	X		
Medicine Collection	X			X	X	X			X	X		
Trash Collection and/or Disposal					X	X	X			X		
Special Event Trash Collection			X									
Bulky Items/White Goods Collection			X	X	X	X	X		X	X		
Curbside Recycling						X				X		
Green Business Services				X	X	X						
Disaster Debris Collection	X		X	X	X	X	X	X	X	X	X	
Roadside/Water Clean-up			X	X	X	X	X					
Animal Carcass Recycling												
Construction/Demolition Collection										X		
Document Destruction	X		X			X		X				
Latex Paint Remixing				X								
Community Grant Program	X		X	X		X			X			
Recycling Bin Loaner Program	X		X	X	X	X	X		X			
Special Collection				X								
Environmental Compliance Program				X					X		X	X
Outreach												
School Education	X		X	X	X	X	X	X	X		X	X
Public Education	X		X	X	X	X	X	X	X	X	X	X
Advertising/Promotions	X		X	X	X	X	X	X	X		X	X
Scholarships				X								